

How to start the Tornado Bowser (Diesel Version)



1




Remove clevis pin on lid of Bowser and open double lid

2




Fill the Bowser with water and replace the lid and clevis pin

3




Check the oil in the pump – using dipstick or sight level

4



Check the oil in the gear box – using dipstick or sight level

5



Check the engine oil. Replenish as required.

6



Check diesel using sight level and fill as required.

7




Check ball valve is in the 'on' position.

8



Push throttle to the 'start' position.

9



Push button to start.

Operating the Tornado Bowser



1



Pull pin on hose reel to release hose.

2



Remove lance from holder and pull hose off to desired length

3



Replace the pin to lock the hose reel in place and begin work.

4




When finished working pull throttle back to 'stop' position.

5



Release any pressure in the hose by squeezing the trigger.

6



Release pin on hose reel and wind hose in and replace pin.

7




Replace lance in holder.

8



To empty the water – go to the underneath at the rear of the Bowser.

9



Turn the handle to the downward position and the water will release.


10

NB – check monthly the level of battery fluid by removing the battery cover.

Attaching the Bowser to a tow hitch




1



Place the tow hitch over the ball hitch on the tow bar

2




Hold up bowser handle, push button and lift hitch to release lock.

3



Turn jockey wheel & lower onto ball hitch.

4



Release handle to lock into place around ball hitch.

5



Turn jockey wheel clamp anti-clockwise until pin in place with U

6




Lift jockey wheel & turn jockey wheel clamp to tighten.

7



Unlock safety brake cable & thread around tow bar.

8



Attach to tow bar ring if possible or back around safety brake cable.

9



Attach the lighting board plug to socket on tow bar.

10



Check all lights are working before towing.

11

To detach from tow hitch, follow the steps in reverse.